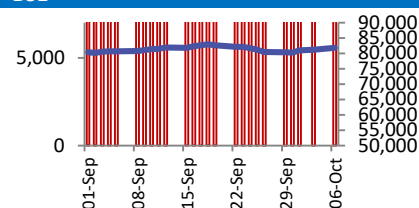
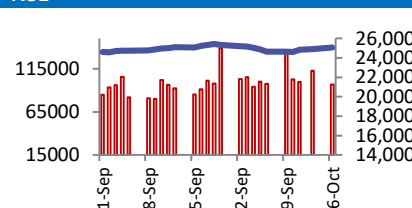


## BSE



Open	81900
High	82258
Low	81646
Close	81774
Change	-153
Volume (Lacs)	7644
Turnover (Rs.inCr)	12631

## NSE



Open	25080
High	25193
Low	25009
Close	25046
Change	-62
Volume(Lacs)	42341
Turnover(Rs.in Cr)	89603

World Markets	Current	Previous	Pt. Chg	Var(%)
Dow	46602	46603	(1)	0.00%
Dow Futures	46858	46867	(9)	-0.02%
Nasdaq	23043	22788	255	1.12%
FTSE	9549	9484	65	0.69%
Nikkei	48406	47735	671	1.41%
Hang Seng	26816	26829	(13)	-0.05%
Gift Nifty	25145	25093	52	0.21%
Straits Singapore	4446	4456	(11)	-0.24%
South Korea	3549	3456	93	2.70%
Taiwan	27380	27064	316	1.17%
Shanghai	3923	3883	41	1.04%

Commodity Prices	Current	Previous	Pt. Chg	Var(%)
Copper (\$/MT)	10669	10761	(92)	-0.9%
Alumin (\$/MT)	2754	2742	12	0.4%
Zinc (\$/MT)	3005	3046	(41)	-1.3%
Brent Crude (\$/bbl)	66	66	(0)	-0.6%
Gold (\$/Ounce)	4023	4042	(19)	-0.5%
Silver (\$/Ounce)	49	49	0	0.0%
Light Crude (\$/bbl)	62	63	(0)	-0.8%
N G (\$/mmbtu)	3	3	(0)	-0.6%
Sugar (\$/MT)	451	458	(7)	-1.6%
Rubber (Rs./kg)	186	186	0	0.0%
Baltic Dry Index	1963	1947	16	0.8%

Currency Exchange Rate	Current	Previous	Var(%)
Rs./ \$ rate	88.80	88.78	0.02%
Rs./ Euro	103.10	103.56	-0.45%
Rs./Chinese Yuan	12.46	12.47	-0.11%
Yen / \$ rate	152.50	152.69	-0.12%
\$ US/Euro	1.16	1.16	0.14%

Dollar Index	Current	Previous	Var(%)
Dollar Index	98.73	98.92	-0.19%

Support/ Resistance Levels for Today		
	Nifty	Bank Nifty Fut
Support 1	24970	56000
Support 2	24890	55790
Resistance	25160	56470

Securities in Ban For Trade
RBLBANK

## Market Review

**US:** Technology shares boosted U.S. stocks to a higher close as investors, lacking economic data during the government shutdown, looked to minutes from the Fed Reserve's most recent policy meeting for clues to the outlook for interest rates.

**Asia:** Asian shares rose after a renewed wave of buying in companies linked to the AI boom sent Wall Street benchmarks to new peaks.

**India:** Indian benchmark indices Sensex and Nifty eased on Wednesday, snapping a four-session winning run, as investors booked profits, with financial shares leading losses. The weakness in banks outweighed gains in IT stocks ahead of the quarterly results. **Market is expected to open on a flattish note and likely to witness range bound move during the day.**

## Global economy:

**The United States said on Wednesday it was adding 15 Chinese companies to its restricted trade list for facilitating the purchase of American electronic components found in drones operated by Iranian proxies including Houthi and Hamas militants. Ten companies in China were placed on the Commerce Department's Entity List for facilitating the purchase of components found in weaponized unmanned aircraft systems operated by proxies including Yemen's Houthi militants, according to a post in the Federal Register.**

**Romania's central bank maintained its benchmark interest rate at 6.50% on Wednesday, in line with market expectations, as it grapples with rising inflation pressures. The decision comes as the bank faces inflation challenges stemming from the removal of an energy price cap and recent tax increases across the economy.**

**U.S. retailers brace for a subdued holiday shopping season this year** as the economic fallout from President Donald Trump's erratic trade policies leaves shoppers more cautious about buying extravagant gifts. The holiday selling season spans over three months from November to the end of January.

**Commodities:** Oil prices fell in early trade on Thursday after Israel and Hamas agreed to the first phase of a plan to end the war in Gaza, weighing on oil's war risk premium and pushing investors to sell.

**Gold** eased on Thursday, as investors booked profits a day after bullion breached the crucial \$4,000-per-ounce level to hit a record high on economic and geopolitical uncertainties and hopes of additional U.S. interest rate cuts.

**Currency:** The **dollar** held steady on track for its best week in nearly a year, buoyed by a weak yen that has struggled on the back of a change of guard in Japan's ruling party.

### FII Derivative Transactions (Rs. Cr)

Contracts	Purchase		Sell		Net	Open Interest (OI)		OI (Previous day)		Change	
	Contract	Value	Contract	Value		Contract	Value	Contract	Value	Contract	Value
Index Future	12348	2363	11494	2188	175	221962	41893	222134	42137	(172)	(244)
Index Option	6018492	1135293	6013381	1134205	1088	1593912	300842	1271011	240882	322901	59960
Stock Future	227260	15748	263714	18187	(2439)	5596345	390815	5606573	394110	(10228)	(3295)
Stock Option	323471	23280	322820	23202	78	343012	23830	310151	21653	32861	2177
<b>Total</b>	<b>6581571</b>	<b>1176684</b>	<b>6611409</b>	<b>1177782</b>	<b>(1098)</b>	<b>7755231</b>	<b>757380</b>	<b>7409869</b>	<b>698782</b>	<b>345362</b>	<b>58598</b>

FII All Activity-BBG (Rs Cr)		Buy	Sell	Net
30-Sep-25		18707	22733	(4026)
1-Oct-25		14431	14247	184
3-Oct-25		18292	19876	(1584)
6-Oct-25		11218	12689	(1472)
7-Oct-25		12663	10999	1664
<b>Month to date- Oct</b>		<b>56603</b>	<b>57812</b>	<b>(1209)</b>
FII (Prov.) (Rs Cr)		Buy	Sell	Net
1-Oct-25		12378	13984	(1605)
3-Oct-25		16899	18482	(1583)
6-Oct-25		10950	11264	(314)
7-Oct-25		11543	10102	1441
8-Oct-25		10287	10206	81
<b>Month to date-Oct</b>		<b>62057</b>	<b>64038</b>	<b>(1980)</b>
DII (Prov.) (Rs. Cr)		Buy	Sell	Net
1-Oct-25		15384	12468	2916
3-Oct-25		14005	13516	490
6-Oct-25		16124	11088	5036
7-Oct-25		15953	15501	453
8-Oct-25		11733	11404	330
<b>Month to date-Oct</b>		<b>73200</b>	<b>63975</b>	<b>9225</b>
FII Debt - BBG (Rs. Cr)		Buy	Sell	Net
30-Sep-25		4503	2694	1809
1-Oct-25		3119	2247	872
3-Oct-25		5326	2975	2351
6-Oct-25		2752	3742	(990)
7-Oct-25		2230	4100	(1870)
<b>Month to date- Oct</b>		<b>13426</b>	<b>13064</b>	<b>362</b>

Market Breadth	BSE		NSE	
	No.	%	No.	%
Advance	1670	39%	1178	38%
Decline	2516	58%	1878	60%
Unchanged	150	3%	81	3%

Market Turnover	08-Oct	07-Oct	Var (%)
BSE Cash	12631	11146	13%
NSE Cash	89603	98573	-9%
NSE Futures	95144	95898	-1%
NSE Options	15655728	66149475	-76%
Total (Rs.Cr)	15853105	66355092	-76%

Volatility Index	08-Oct	07-Oct
Volatility Index	10.31	10.05

Index PE - TTM	08-Oct	Yr. High	Yr. Low
Sensex	22.6	24.1	20.3
Nifty	22.2	23.6	19.6

### Corporate News

**Coal India Ltd.** has signed a non-binding memorandum of understanding with Ircon International Ltd. to jointly develop rail Infrastructure of the company along with its subsidiaries. (NDTV)

**Escorts Kubota Ltd** it plans to invest up to ₹2,000 cr by 2031 to expand its manufacturing and research facilities in Haryana, focusing on the agriculture and construction equipment sectors. (CNBC)

**Drug firm Lupin** it will set up a new manufacturing facility in Coral Springs, Florida, entailing an investment of \$ 250 mn. With a projected cumulative investment of \$ 250 mn, including research & development. (BS)

**Garuda Construction and Engineering Ltd** said it has received work orders worth approximately ₹143.96 cr from Orbit Ventures Developers for civil works related to the redevelopment project "Shikhar-B" at Oshiwara, Mumbai. The company stated that with this new order, its total order book stands at around ₹3,229.78 cr as of the date. (CNBC)

### Economy

**British Prime Minister Keir Starmer arrived in Mumbai to accelerate the trade deal with India.** He emphasized the significant opportunities the agreement presents for both nations. Starmer is leading a large delegation of UK business leaders to explore these prospects. (ET)

**RBI is proposing new rules for bank loans.** These changes aim to reward good credit habits. Banks will have lower capital requirements for certain loans. This could lead to more lending. Credit card users who pay on time will benefit. (ET)

A group of **US lawmakers** wrote to President Donald Trump **urging him to repair ties with India** after recent tariff hikes strained relations. They warned the measures hurt both economies and risk pushing India closer to China and Russia, calling for renewed dialogue and policy review. (ET)

### International

**Microsoft Corporation is collaborating with Harvard** to improve health content in its Copilot AI assistant, as part of a broader push to wean itself off OpenAI. CoPilot will begin using Harvard Health Publishing information for healthcare queries with an update scheduled for later in October. (Invst)

**HSBC Holdings PLC** plans to take its unit **Hang Seng Bank private** in a deal valued at HK\$106.1 bn (\$13.6 bn). HSBC's Asia-Pacific arm has proposed the privatisation via a scheme of arrangement, under which it offered to acquire the remaining 36.5% stake in the Hong Kong-based. (Invst)

Top 5 Nifty Gainers	08-Oct	07-Oct	Var(%)
TITAN	3566	3418	4.3%
INFY	1495	1459	2.5%
TCS	3027	2974	1.8%
HCLTECH	1453	1433	1.4%
TECHM	1458	1439	1.3%
Top 5 Nifty Losers	08-Oct	07-Oct	Var(%)
TATAMOTORS	682	698	-2.4%
M&M	3427	3493	-1.9%
HEROMOTOCO	5513	5615	-1.8%
JIOFIN	305	310	-1.7%
BEL	404	410	-1.6%

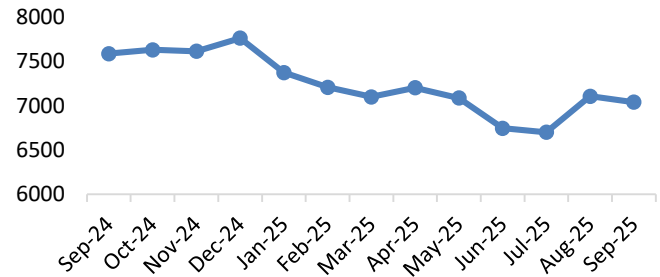
BSE Index Watch	Last	1 day	1 wk	1 mth	1 yr
SENSEX	81774	-0.2%	1.9%	0.8%	0.4%
MIDCAP	45852	-0.7%	2.1%	0.3%	-5.3%
SMLCAP	52967	-0.4%	1.5%	-0.1%	-5.6%
AUTO	59242	-1.3%	0.0%	-2.3%	-0.9%
BANKEK	63051	-0.4%	2.5%	4.1%	8.7%
Capital Goods	68690	-1.2%	0.6%	2.4%	-3.6%
FMCG	20072	-0.4%	-0.2%	-3.4%	-11.6%
Health Care	43883	-0.4%	1.9%	-1.2%	-1.8%
IT	34634	1.5%	4.4%	-0.2%	-19.5%
METAL	33560	-0.2%	0.9%	3.8%	1.4%
Oil & Gas	27284	-0.7%	1.4%	5.6%	-8.9%
Power	6706	-1.5%	-0.1%	2.4%	-20.1%
Realty	6798	-1.9%	0.9%	0.1%	-17.3%

Margin Trading Disclosure (Rs. In Cr)	Last	1 day	1 wk	1 mth	3 mth
Op. Scripwise Outstanding	106845	0.4%	7.5%	12.8%	22.4%
Fresh Exposure	3733	-0.1%	-39.7%	-33.3%	-38.9%
Exposure liquidated	3413	3.0%	-44.2%	-33.3%	-42.4%
Closing Net scripwise outstanding	107165	0.3%	7.8%	12.6%	22.5%

NSE USD Futures	08-Oct	07-Oct	Var (%)
Oct Expiry (Rs./\$)	86.82	86.82	0.0%
Nov Expiry (Rs./\$)	86.87	86.87	0.0%
Total Turnover (Rs. Crore)	3709	1267	193%

Sectors	TTM PE
Auto	34.05
Auto Ancillary	44.1
Banking	14.39
Engineering	45.12
Cement	65.73
Diamonds & Jewellery	42.75
Housing Finance	23.76
Infrastructure & Const	25.48
Metals-Aluminium	28.75
Metal – Steel	18.59
Oil Expl.	7.76
Pharma	10.4
Power – Gen. Supp.	38.58
Information Tech.	30.8
Sugar	16.86
Telecom Serv. Prov.	37.46
Tyres	33.97

### Non Coking Coal prices (Rs/MT) (Source: BigMint,NBRR)



10 year G-Sec Yield	Current	Previous	Change
US	4.11%	4.12%	(1) bps
Japan	1.69%	1.69%	(0) bps
India	6.50%	6.51%	(1) bps
UK	4.71%	4.72%	(1) bps
Libor 3 Mths	4.85%	4.85%	(0) bps

Indian Eco Data	Current	Previous	Var(%)
Forex Reserve (US\$ in bn)	602	700	-14.1%
Inflation - WPI	0.52%	-0.58%	110 bps
Inflation - CPI	2.07%	1.61%	46 bps

India GDP	Q3FY25	Q2FY25	Var (%)
Growth	7.81%	7.38%	43 bps

Monetary Policy	Current	Previous	Change
Repo Rate	5.50%	5.50%	0 bps
Reverse Repo Rate	3.35%	3.35%	0 bps
CRR	3.00%	4.00%	(100) bps
O/S Banking System Liquidity (Rs bn)	1586	1970	(384.4)

IIP Growth %	Aug-25	Aug-24	Apr-Aug
IIP	4.0	0.0	2.9
Capital Goods	4.4	0.0	6.9
Mining	3.8	1.2	4.2
Manufacturing	4.1	-3.7	0.5
Electricity	6.0	-4.3	-2.5

### ADR Price Movement

Company	Price (US\$)	Volume	Previous Day Price	Volume	Variance (%)	No. of Share Per ADR	ADR Price (Rs.)	BSE Price	Variance (%)
Infosys Tech	16.74	13231324	16.39	15178858	2.14%	1	1486.43	1495.00	-0.6%
Wipro	2.66	9176542	2.63	9957492	1.14%	1	236.19	244.27	-3.3%
Dr.Reddy's	13.99	886222	14.03	1055750	-0.29%	1	1242.24	1234.50	0.6%
ICICI Bank	30.74	5096957	31.02	4020111	-0.90%	2	1364.78	1370.30	-0.4%
HDFC Bank	34.58	2720095	34.91	3676393	-0.95%	3	1023.51	978.70	4.6%

### GDR's (US\$)

	Prices	Prev. Close	Change	Var %
L&T	41.95	42.05	(0.1)	-0.2%
RIL	61.40	61.80	(0.4)	-0.6%
SBI	97.20	98.00	(0.8)	-0.8%

US Economy Data	Current	Previous
Inflation (%) (YoY)	2.90%	2.70%
Unemployment (%)	4.30%	4.20%

Interest Rate (%)	Current	Previous
Fed Rate	4.25%	4.50%

US GDP	Q2CY25	Q1CY25
Growth (QoQ Annualized)	3.80%	-0.60%

China Economy Data	Current	Previous
GDP	5.20%	5.40%
Inflation – CPI (%)	-0.40%	0.00%

### Economic Calendar

	Date
Indian GDP Data	28 Nov
Indian Inflation Data CPI	13 Oct
Indian Inflation Data WPI	14 Oct
Indian Monetary Policy	05 Dec
India's Industrial Production (IIP)	28 Oct
US Inflation Data	15 Oct
US GDP	30 Oct
US Unemployment Data	07 Nov
US Fed Rate	29 Oct
China GDP	20 Oct
China Inflation Data	15 Oct

### Event Update

Name	Date	Purpose
AGI Infra Ltd.	10/10/25	Stock Split from Rs.5/- to Re.1/-
Laxmi Goldorna House Ltd.	10/10/25	Bonus issue
Rashtriya Chemicals and Fertilizers Ltd.	10/10/25	Rs.1.32 per share(13.2%)Final Dividend
Gokul Agro Resources Ltd.	14/10/25	Stock Split from Rs. 2/- to Re.1/-
MOS Utility Ltd.	14/10/25	Bonus issue
Tata Investment Corporation Ltd.	14/10/25	Stock Split from Rs.10/- to Re.1
Globe International Carriers Ltd.	15/10/25	Bonus & Split/Subdivision
Tata Consultancy Services Ltd.	15/10/25	Second Interim Dividend
ICICI Lombard General Insurance Company Ltd.	23/10/25	Interim Dividend
Accelya Solutions India Ltd.	24/10/25	Rs.40.0000 per share(400%)Final Dividend
Shree Cement Ltd.	03/11/25	Interim Dividend



## Bulk Deal As On 08/10/25

BSE					
Security Code	Security Name	Client Name	Deal	Quantity	Price
544422	ABRFL	RITU GOEL	S	31200	134.9
544435	ADCOUNTY	VARSU INDIA GROWTH STORY SCHEME 1	S	118400	214.77
544562	ADVANCE	TRADEBULLS SECURITIES PRIVATE LIMITED	B	341482	107.65
544516	AIRFLOA	RITU BAPNA	B	179000	397.18
538465	AMARSEC	SOMANI VENTURES AND INNOVATIONS LIMITED	B	35000	17.2
512149	AVANCE	AKARSHIKA TRADERS LLP	S	16120002	3.09
512149	AVANCE	NEO APEX SHARE BROKING SERVICES LLP	S	10000000	3.09
544551	BHAVIK	SHRENI SHARES LTD	B	174000	144.19
539559	DDIL	BHAVISHYA ECOMMERCE PRIVATE LIMITED	S	408567	6.42
539559	DDIL	BHAVISHYA ECOMMERCE PRIVATE LIMITED	B	464488	6.2
539559	DDIL	INDIA FAST FORWARD ADVISORY SERVICES PRIVATE LIMITED	S	828426	6.3
543516	DHYAANITR	DEV HASMUKHBHAI KAPADIYA	S	109200	7.68
539405	DITCO	GRID TRADING PRIVATE LIMITED	B	20000	12.35
539405	DITCO	KRISHKAN INVESTMENTS PRIVATE LIMITED	B	30000	12.34
539405	DITCO	RIDDHI LUNKAD	S	26740	12.34
539405	DITCO	SHASHANK CHOUDHARY	S	47500	12.35
539405	DITCO	SYRUPY TRADING PRIVATE LIMITED	B	25000	12.35
531259	ESHAMEDIA	NEO APEX VENTURE LLP	S	50800	49.68
521137	EUREKAI	VIMURA INVESTMENTS LLP	B	100000	9.46
540266	GLCL	KIRAN LAXMAN SAWANT	S	38956	25.49
526025	GLOBUSCON	AL MAHA INVESTMENT FUND PCC - ONYX STRATEGY	B	1578409	15.15
526025	GLOBUSCON	ELM PARK FUND LIMITED	S	1578409	15.15
524238	GUJINJEC	MONAL NIRANJANBHAI JAIN	B	100000	20.02
541627	GUJWIND	SNEHA SANJEEV LUNKAD	S	36426	7.88
541627	GUJWIND	SNEHA SANJEEV LUNKAD	B	1149	7.53
505336	HARSHILAGR	MANDAKINIBEN PRADYUMANBHAI PATEL	S	8000000	0.63
505336	HARSHILAGR	NEO APEX VENTURE LLP	S	10000000	0.63
505336	HARSHILAGR	NIRAV DINESHBHAI CHAUDHARI	S	8377204	0.63
544567	INFINITY	AARTH. AIF GROWTH FUND	B	81600	294.5
544567	INFINITY	BENANI CAPITAL SCHEME 1	B	96000	294.5
544567	INFINITY	HOLANI VENTURE CAPITAL FUND- I	B	100000	294.5
544567	INFINITY	MANSI SHARE AND STOCK BROKING PRIVATE LIMITED	B	32000	294.83
544567	INFINITY	VPK GLOBAL VENTURES FUND - SCHEME 1	B	62400	294.5
513361	ISWL	METAL INDUSTRIAL PTE. LIMITED	S	2326436	14.58
544509	KRUPALU	ALEKH NIKHIL DALAL	B	36800	39.62
544554	KVSCASTING	PASHUPATI CAPITAL SERVICE PVT LTD	S	200000	76.74
544554	KVSCASTING	YUGA STOCKS AND COMMODITIES PRIVATE LIMITED	B	100000	76.74
543364	MARKOLINES	PALAK TRADELINK PRIVATE LIMITED	S	145630	180.63
543364	MARKOLINES	PALAK TRADELINK PRIVATE LIMITED	B	145630	180.62
512415	MERCTRD	GREEN PEAKS ENTERPRISES LLP	S	120000	15.31
512415	MERCTRD	GREEN PEAKS ENTERPRISES LLP	B	60000	15.31
541337	MILEFUR	KHATRIFAJALGAFARBHAI	B	102000	13.94
541337	MILEFUR	STUTIBEN HITESHBHAI VYAS	S	51000	14.09
539767	MNIL	SHALU KATARIA	S	30882	22.14
544553	MPKSTEELS	LRSD SECURITIES PRIVATE LIMITED	S	51200	82
542724	MURAE	BANKE TRADELINK PRIVATE LIMITED	S	29800005	0.45
517431	NARMP	ASHIK DHIRUBHAI SANGHVI	S	30000	234.65
517431	NARMP	RATHOD MANOJ CHHAGANLAL HUF	S	21000	234.65
516062	NATPLY	CHETAN PRAVIN JAIN	B	127612	1.66
516062	NATPLY	MADHU VADERA JAYAKUMAR	S	200000	1.66
543207	NATURAL	ARUNKUMAR DASHRATHBHAI PRAJAPATI HUF	S	187000	6.43
543207	NATURAL	VIJAYKUMAR JAYANTILAL THAKKAR	B	368806	6.42
543798	PATRON	ANILA HEMANT MODI	B	224000	8.79
543798	PATRON	BHARAT KANTILAL MODI	B	132000	8.79

543798	PATRON	HEMANT KANTILAL MODI	B	224000	8.79
543798	PATRON	JASMIN PURNACHANDRA MEHTA	S	672000	8.79
543798	PATRON	KIRTI BHARAT MODI	B	124000	8.79
543798	PATRON	MANOJ KHIMCHAND RAIPANCHOLIA	B	1136000	8.85
543798	PATRON	NILESH JOBANPUTRA	S	1656000	8.89
543798	PATRON	NIRAJ RAJNIKANT SHAH	S	416000	9.19
543798	PATRON	PATANJALI AGRO INDIA PRIVATE LIMIED	B	200000	9.2
543798	PATRON	VJAYKUMAR JAYANTILAL THAKKAR	B	1100000	9.19
530095	PRADHIN	AJAY PITAMBAR CHOUDHARY	B	6408652	0.31
530095	PRADHIN	SHARE INDIA SECURITIES LIMITED	S	7511924	0.31
530095	PRADHIN	SHARE INDIA SECURITIES LIMITED	B	7739411	0.32
530095	PRADHIN	TRANSGLOBAL SECURITIES LTD.	S	7500139	0.31
530095	PRADHIN	TRANSGLOBAL SECURITIES LTD.	B	3467486	0.31
530111	RAJPACK	NIRMALKUMAR	B	43000	39.37
544552	RDGAIL	DNYANESHWAR MANOHAR SHAHANE	B	50400	75.15
543256	RFL	RAJNIKANT SOMNATHBHAI MISTRY	S	210220	15.25
543256	RFL	RAJNIKANT SOMNATHBHAI MISTRY	B	210220	15.02
517059	SALZERELEC	IRAGE BROKING SERVICES LLP	S	120445	886.07
517059	SALZERELEC	IRAGE BROKING SERVICES LLP	B	82128	878.89
539574	SCL	NEO APEX VENTURE LLP	S	1	0.33
539574	SCL	NEO APEX VENTURE LLP	B	200000001	0.32
540259	SHANGAR	NARASIMHA NAIK KARAMTHOT	S	4074378	0.32
539584	SIPTL	SHARE INDIA SECURITIES LIMITED	S	3495421	0.36
539584	SIPTL	SHARE INDIA SECURITIES LIMITED	B	3897906	0.36
531205	SPRIGHT	NEO APEX VENTURE LLP	S	5882222	1.03
539117	SUJALA	JUPITER CITY DEVELOPERS (INDIA) LIMITED	S	4001	63.66
539117	SUJALA	JUPITER CITY DEVELOPERS (INDIA) LIMITED	B	37502	63
539117	SUJALA	WIDESPREAD MEDIA PRIVATE LIMITED	S	37517	63
544566	SUNSKY	ASHO INVESTMENT AND ADVISORY PRIVATE LIMITED .	B	99000	51
544566	SUNSKY	BHAKTI SHAILESH NANDA	B	192000	51
544566	SUNSKY	BHARATKUMAR VASANTLAL MANDALIA MEHTA	B	150000	51
544566	SUNSKY	DHIRAJBHAI VAGHJIBHAI KORADIYA	B	96000	51
544566	SUNSKY	EASTEND INFRASTRUCTURE PRIVATE LIMITED	B	93000	51
544566	SUNSKY	FIVEX CAPITAL VCC - FIVEX EMERGING STAR FUND	B	576000	51
544566	SUNSKY	HARDIK MILANBHAI MITHANI (HUF)	B	150000	51
544566	SUNSKY	KINGSMAN WEALTH MANAGEMENT PRIVATE LIMITED	B	372000	51
544566	SUNSKY	LAXMI GOLDORNA HOUSE LIMITED	B	426000	51.46
544566	SUNSKY	MILAN JAYVANTLAL MITHANI(HUF)	B	150000	51
544566	SUNSKY	UNICORN FUND	B	288000	51
531499	SYBLY	RUCHIRA GOYAL	S	48426	2.32
543310	TIMESGREEN	ARYAMAN BROKING LIMITED	S	10000	90.2
539798	UMIYA	RAJESHKUMAR AMRUTLAL AKHANI	S	150000	26.52
532378	UNIVARTS	DIPIKA GARODIA	S	50000	4.35
544565	VALPLAST	ASHOK KUMAR BARDIA	B	100000	57
544565	VALPLAST	ASHU KUMAR AGGARWAL	B	128000	57
544565	VALPLAST	JIGNESH AMRUTLAL THOBHANI	B	140000	57
544565	VALPLAST	MAHESHKUMAR SUKHLAL JAIN	B	174000	57
544565	VALPLAST	MURLI JANKI & SONS	B	100000	57
544565	VALPLAST	SANDEEP JAIN	B	200000	57
544508	VASHISHTHA	DEEPA HEMANT JHAVERI	B	20400	178.92
544508	VASHISHTHA	DEEPIKA MURTY MALLA	S	20400	178.98
544508	VASHISHTHA	HEMANT JAWAHARLAL JHAVERI	B	16800	173.06
539291	VASUDHAGAM	PARAMITA BARUI	S	326705	3.68
544563	ZELIO	BONANZA PORTFOLIO LIMITED	B	200000	154.9
544563	ZELIO	PARAM CAPITAL	B	1000000	154.9
544563	ZELIO	SANJAY POPATLAL JAIN	B	375000	154.9
538579	ZINEMA	MAYURAKSHI DEVELOPERS PRIVATE LIMITED	S	48000	12
538579	ZINEMA	MOOLCHAND KIRAN KUMAR JAIN	B	56000	12

## NSE

Security Code	Security Name	Client Name	Deal	Quantity	Price
3IINFO-RE	3i Infotech Ltd	BANK OF INDIA	SELL	329763	1.57
3IINFO-RE	3i Infotech Ltd	SUNIL LADHA	BUY	205000	1.6
ACTIVEINFR	Active Infrastructures Li	ADCC ACADEMY PRIVATE LIMITED	BUY	748800	186
ACTIVEINFR	Active Infrastructures Li	SHILPA MALOO	SELL	90000	186
ADVANCE	Advance Agrolife Limited	GYAANA RETREAT & SERVICES PRIVATE LIMITED	BUY	430000	114
ADVANCE	Advance Agrolife Limited	JAY JAGANNATH STEEL AND POWER LIMITED	BUY	535000	112.22
ADVANCE	Advance Agrolife Limited	MARYADA BARTER PVT LTD	BUY	375000	108.81
ADVANCE	Advance Agrolife Limited	NECTA BLOOM VCC - NECTA BLOOM ONE	SELL	338257	114
ADVANCE	Advance Agrolife Limited	PARIJATA TRADING PRIVATE LIMITED	BUY	500000	111
ADVANCE	Advance Agrolife Limited	PARIJATA TRADING PRIVATE LIMITED	BUY	845000	114
ADVANCE	Advance Agrolife Limited	RADIANT COMPUTECH PRIVATE LIMITED	BUY	1500000	114
ADVANCE	Advance Agrolife Limited	THE SOUTH INDIAN BANK LIMITED	SELL	375837	114
ADVANCE	Advance Agrolife Limited	TRADEBULLS SECURITIES PRIVATE LIMITED	BUY	509231	113.7
ADVANCE	Advance Agrolife Limited	VARADA TRADING PRIVATE LIMITED	BUY	500000	111
ASIANPAINT	Asian Paints Limited	GOLDMAN SACHS (SINGAPORE) PTE - ODI	SELL	180537	2327
ASIANPAINT	Asian Paints Limited	GOLDMAN SACHS BANK EUROPE SE - ODI	BUY	180537	2327
BAGDIGITAL	B.A.G.Convergence Limited	ACME CORPORATE ADVISORS PRIVATE LIMITED	BUY	222400	105.82
BAGDIGITAL	B.A.G.Convergence Limited	ARPNA CAPITAL SERVICES PRIVATE LIMITED	BUY	299200	104.67
BAGDIGITAL	B.A.G.Convergence Limited	LOVLESH JAIN	BUY	200000	101
BAGDIGITAL	B.A.G.Convergence Limited	MODEL COMMERCIAL PVT LTD	BUY	120000	101
BMWVENTLTD	BMW Ventures Limited	NEOMILE GROWTH FUND - SERIES I	BUY	450000	61.02
EFCIL	EFC (I) Limited	ABAKKUS DIVERSIFIED ALPHA FUND - 2	BUY	350000	296.1
EFCIL	EFC (I) Limited	FORBES EMF	SELL	350000	296.1
EIMCOELECO	Eimco Elecon (India) Ltd.	AEGIS INVESTMENT FUND	BUY	100000	2201.95
HCLTECH	HCL Technologies Ltd.	GOLDMAN SACHS (SINGAPORE) PTE - ODI	SELL	200817	1451
HCLTECH	HCL Technologies Ltd.	GOLDMAN SACHS BANK EUROPE SE - ODI	BUY	200817	1451
IDFCFIRSTB	IDFC First Bank Limited	GOLDMAN SACHS (SINGAPORE) PTE - ODI	SELL	11000000	72.45
IDFCFIRSTB	IDFC First Bank Limited	GOLDMAN SACHS BANK EUROPE SE - ODI	BUY	11000000	72.45
INFIBEAM	Infibeam Avenues Limited	SAMYAKTVA CONSTRUCTION LLP	BUY	14913590	19.12
KANDARP	Kandarp Dg Smart Bpo Ltd	HEMENDRA RATILAL MEHTA	SELL	100000	98.82
LT	Larsen & Toubro Limited	GOLDMAN SACHS (SINGAPORE) PTE - ODI	SELL	72034	3749
LT	Larsen & Toubro Limited	GOLDMAN SACHS BANK EUROPE SE - ODI	BUY	72034	3749
MPEL	Manas Poly mer N Energie	AFFLUENCE GEMS PRIVATELIMITED	SELL	147200	143.76
MPEL	Manas Poly mer N Energie	NEHA ROHAN RAMTEKE	BUY	73600	143.9
MPEL	Manas Poly mer N Energie	SUNRISE INVESTMENT OPPORTUNITIES FUND	SELL	99200	143.73
MCLEODRUSS	Mcleod Russel India Limit	OM PRAMILA STOCKS PRIVATE LIMITED	BUY	750000	54.51
MUNISH	Munish Forge Limited	CHAUBARA EATS PRIVATE LIMITED	BUY	132000	105
MUNISH	Munish Forge Limited	FRENZY COMMERCIAL PVT LTD	BUY	200400	105
MUNISH	Munish Forge Limited	MAHALAXMI BROKRAGE INDIA PRIVATE LIMITED	BUY	294000	105
MUNISH	Munish Forge Limited	NNM SECURITIES PVT LTD	BUY	696000	105
MUNISH	Munish Forge Limited	PACE STOCK BROKING SERVICES PVT LTD	BUY	200400	105
MUNISH	Munish Forge Limited	SANDEEP KUMAR HUF	BUY	138000	105
MUNISH	Munish Forge Limited	STRATEGIC SIXTH SENSE CAPITAL FUND	BUY	199200	105
OMFREIGHT	Om Freight Forw arders	ARIHANT TRADING	BUY	241000	81.5
OMFREIGHT	Om Freight Forw arders	C J MANIYAR	BUY	241000	81.5
OMFREIGHT	Om Freight Forw arders	H D LAKHANI	BUY	207000	81.5
OMFREIGHT	Om Freight Forw arders	M.K.VORA	BUY	241000	81.5
OMFREIGHT	Om Freight Forw arders	P S SHETH	BUY	241000	81.5
POLICYBZR	PB Fintech Limited	GOLDMAN SACHS (SINGAPORE) PTE - ODI	SELL	206987	1769
POLICYBZR	PB Fintech Limited	GOLDMAN SACHS BANK EUROPE SE - ODI	BUY	206987	1769
PIGL	Pow er Instrument (G) L	MUSKAAN SARIN	SELL	116532	173.87
RBLBANK	RBL Bank Limited	SOCIETE GENERALE	BUY	3322631	284

SANGINITA	Sanginita Chemicals Lim	L7 HITECH PRIVATE LIMITED	SELL	197010	10.35
SHEEL	Sheel Biotech Limited	CRAFT EMERGING MARKET FUND PCC- CITADEL CAPITAL FUND	SELL	136000	91
SHEEL	Sheel Biotech Limited	LONGTHRIVE CAPITAL VCC - GAMMA VIEW FUNDS	SELL	106000	91.23
SHEEL	Sheel Biotech Limited	PREETI BHAUKA	BUY	134000	91
SHEEL	Sheel Biotech Limited	SHUBHAM SANJAY DAMANI	BUY	124000	91
SHEEL	Sheel Biotech Limited	SMP SECURITIES LTD	BUY	112000	91
SBIN	State Bank of India	GOLDMAN SACHS (SINGAPORE) PTE - ODI	SELL	541064	861.5
SBIN	State Bank of India	GOLDMAN SACHS BANK EUROPE SE - ODI	BUY	541064	861.5
YESBANK	Yes Bank Limited	GOLDMAN SACHS (SINGAPORE) PTE - ODI	SELL	14663226	22.17
YESBANK	Yes Bank Limited	GOLDMAN SACHS BANK EUROPE SE - ODI	BUY	14663226	22.17



**Disclosure:**

Research Reports that are published by Nirmal Bang Securities Private Limited (hereinafter referred to as "NBSPL") are for private circulation only. NBSPL is a registered Research Analyst under SEBI (Research Analyst) Regulations, 2014 having Registration no. INH000001766. NBSPL is also a registered Stock Broker with National Stock Exchange of India Limited, BSE Limited, Metropolitan Stock Exchange of India Limited, Multi Commodity Exchange of India Limited and , National Commodity and Derivative Exchange Limited in Capital Market , Equity and Commodities derivatives segments and Currency Derivatives Segment .

NBSPL has other business divisions with independent research teams separated by Chinese walls, and therefore may, at times, have different or contrary views on stocks and markets.

NBSPL or its associates have not been debarred / suspended by SEBI or any other regulatory authority for accessing / dealing in securities Market since last 20 years. NBSPL, its associates or analyst or his relatives do not hold any financial interest (Except Investment) in the subject company. NBSPL or its associates or Analyst do not have any conflict or material conflict of interest at the time of publication of the research report with the subject company. NBSPL or its associates or Analyst or his relatives may or may not hold beneficial ownership of 1% or more in the subject company at the end of the month immediately preceding the date of publication of this research report.

NBSPL or its associates / analyst has not received any compensation / managed or co-managed public offering of securities of the company covered by Analyst during the past twelve months. NBSPL or its associates have not received any compensation or other benefits from the company covered by Analyst or third party in connection with the research report. Analyst has not served as an officer, director or employee of Subject Company. NBSPL / analyst has not been engaged in market making activity of the subject company.

**Analyst Certification:** The research analysts and authors of these reports, hereby certify that the views expressed in this research report accurately reflects my/our personal views about the subject securities, issuers, products, sectors or industries. It is also certified that no part of the compensation of the analyst(s) was, is, or will be directly or indirectly related to the inclusion of specific recommendations or views in this research. The analyst(s) principally responsible for the preparation of this research report and has taken reasonable care to achieve and maintain independence and objectivity in making any recommendations.

**Disclaimer:**

The Research Report is for the personal information of the authorized recipient and does not construe to be any investment, legal or taxation advice. NBSPL is not soliciting any action based upon it. Nothing in the research report shall be construed as a solicitation to buy or sell any security or product, or to engage in or refrain from engaging in any such transaction. In preparing the research report, we did not take into account the investment objectives, financial situation and particular needs of the reader.

The research report has been prepared for the general use of the clients of NBSPL and must not be copied, either in whole or in part, or distributed or redistributed to any other person in any form. If you are not the intended recipient you must not use or disclose the information in the research report in any way. Though disseminated to all the customers simultaneously, not all customers may receive the research report at the same time. NBSPL will not treat recipients as customers by virtue of their receiving the research report. The research report is not directed or intended for distribution to or use by any person or entity resident in a state, country or any jurisdiction, where such distribution, publication, availability or use would be contrary to law, regulation or which would subject NBSPL & its group companies to registration or licensing requirements within such jurisdictions.

The report is based on the information obtained from sources believed to be reliable, but we do not make any representation or warranty that it is accurate, complete or up-to-date and it should not be relied upon as such. We accept no obligation to correct or update the information or opinions in it. NBSPL or any of its affiliates or employees shall not be in any way responsible for any loss or damage that may arise to any person from any inadvertent error in the information contained in the research report. NBSPL or any of its affiliates or employees do not provide, at any time, any express or implied warranty of any kind, regarding any matter pertaining to this report, including without limitation the implied warranties of merchantability, fitness for a particular purpose, and non-infringement. The recipients of the research report should rely on their own investigations.

This information is subject to change without any prior notice. NBSPL reserves its absolute discretion and right to make or refrain from making modifications and alterations to this statement from time to time. Nevertheless, NBSPL is committed to providing independent and transparent recommendations to its clients, and would be happy to provide information in response to specific client queries.

Before making an investment decision on the basis of research report, the reader needs to consider, with or without the assistance of an adviser, whether the advice is appropriate in light of their particular investment needs, objectives and financial circumstances. There are risks involved in securities trading. The price of securities can and does fluctuate, and an individual security may even become valueless. International investors are reminded of the additional risks inherent in international investments, such as currency fluctuations and international stock market or economic conditions, which may adversely affect the value of the investment. Opinions expressed are subject to change without any notice. Neither the company nor the director or the employees of NBSPL accept any liability whatsoever for any direct, indirect, consequential or other loss arising from any use of the research report and/or further communication in relation to the research report. Here it may be noted that neither NBSPL, nor its directors, employees, agents or representatives shall be liable for any damages whether direct or indirect, incidental, special or consequential including lost revenue or lost profit that may arise from or in connection with the use of the information contained in the research report.

Copyright of this document vests exclusively with NBSPL.

Our reports are also available on our website

Registration granted by SEBI and certification from NISM in no way guarantee performance of NBSPL or provide any assurance of returns to investors.

**Nirmal Bang Research (Division of Nirmal Bang Securities Pvt. Ltd.)**

B-2, 301/302, Marathon Innova,  
Opp. Peninsula Corporate Park  
Off. Ganpatrao Kadam Marg  
Lower Parel(W), Mumbai-400013  
Board No. : 91 22 6723 8000/8001  
Fax. : 022 6723 8010